











Soda	This Week	%	Year To Date	%
	\$327.34	9.70%	\$118,274.50	14.80%
	\$455.93	13.51%	\$98,832.90	12.37%
	\$496.15	14.70%	\$119,135.20	14.91%
	\$564.93	16.74%	\$148,118.36	18.54%
	\$344.11	10.20%	\$145,771.86	18.25%
Other	\$1,185.75	35.14%	\$168,776.65	21.13%
Total	\$3,374.21		\$798,909.47	

Candy	This Week	Percentage	Year To Date	Percentage
	350.46	8.48%	103204.58	12.50%
	638.1	15.44%	58562.85	7.10%
	536.09	12.97%	140058.34	16.97%
	649.21	15.71%	103843.12	12.58%
	291.31	7.05%	128870.3	15.61%
Other	1667.4	40.35%	290792.14	35.23%
Total	4132.57		825331.33	